



SUMMER TO GROW

WEEK SEVEN - FLOWERS

Well helloooo!

We are now in the penultimate week of Summer to Grow and I have to say, I'll feel really sad once it's finished!

So far we have focused on veg growing but what about flowers?! You might have chosen to sow some flowers way back in week one. This week, we will get to know them a little better.

Emma x



PLANTING

If you didn't get a chance to plant some flower seeds back in week one, why not plant some now to flower later in the year and next spring?

Winter flowering pansies, wildflowers like poppies, calendula and cornflowers, or violas can all be planted now.

Head to your garden centre and check the seed packets.

JOBS ON THE PATCH

This week we are keeping up with the same four jobs as before:

- Weeding
- Watering
- Feeding (fertiliser, diluted into the watering can once a week)
- Harvesting (why not harvest some flowers as well?)





SUMMER TO GROW

WEEK SEVEN - FLOWERS

SKILL

Many flower varieties, like sweet peas (pictured), cosmos and dahlia love to be picked because if you don't the plant thinks the season is finished and goes to seed. So, the more you pick the flowers, the more flowers you'll get!

For many flowers, you can follow the stem down from the head of the flower to where it joins the main stem and find a little nodule. If you bend it there, it will usually snap off cleanly. Alternatively, use scissors.



SUNDAY IN THE SOIL ACTIVITY: FLOWER ARRANGING

Flower arranging might seem like an uninteresting task but actually, toddlers and young children LOVE this kind of activity because it's a practical life activity. Any activity to do with the home is really purposeful for the child and makes them feel really valued. As well as this, flower arranging offers a real sensory experience.

For young toddlers (age 1+), give them a tray with some cut flowers and a small vase. Old spice jars or jam are perfect for this.

Older toddlers and preschoolers may really enjoy the opportunity to practise using scissors and cut the flowers themselves.

Older children may like the chance to create a bunch of flowers as a gift for a family member or friend.




WEEK SEVEN

SUMMER TO GROW
GARDEN JOURNAL

Date: _____

What flowers have you grown?



Jobs on the patch


Caring for your patch

- ☐ Water daily
- ☐ Dig out weeds
- ☐ Protect from pests
- ☐ Feed young plants with fertiliser

Other jobs

- ☐ Check for vegetables to harvest
- ☐ Plant out young plants
- ☐ Sow a second round of seeds
- ☐ _____
- ☐ _____

Here's a picture of me cutting and collecting flowers. (Draw or glue in a picture here)




WEEK SEVEN

SUMMER TO GROW
GARDEN JOURNAL

Date: _____

Here's a picture of me flower arranging. (Draw or glue in a picture here)



Picture of my patch (take a photo or draw it here)

